

Adobe Flash Player

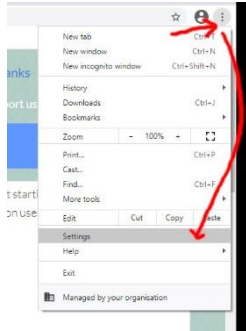
After December 31st2020, Adobe Flash Player is no longer supported by Adobe and users are encouraged to remove it. At the moment, it still works for certain browsers (just select “Remind Me Later” when asked to remove it).

Windows PC or Laptop Browsers

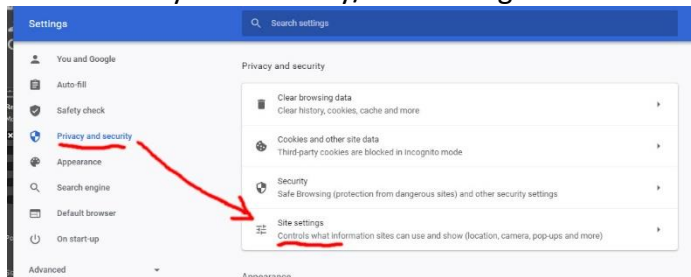
The inbuilt Edge browser on Windows 10 does not appear to run Flash, even if it’s enabled. As a workaround either Chrome or Firefox can be installed and then Flash enabled to run as shown below.

Chrome

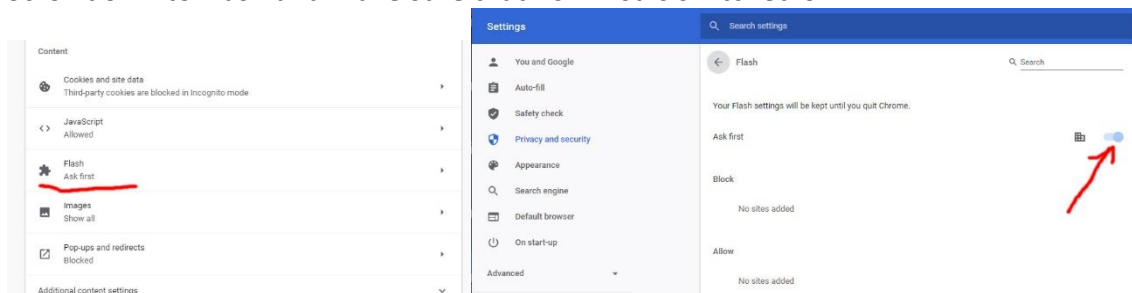
Go to Settings



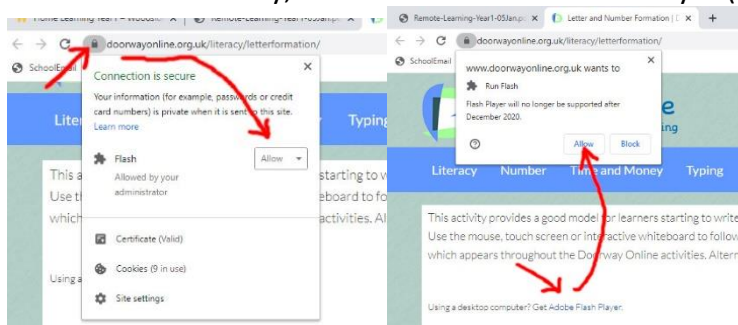
Select Privacy and Security/Site Settings



Scroll down to Flash and make sure that Ask First is switched on



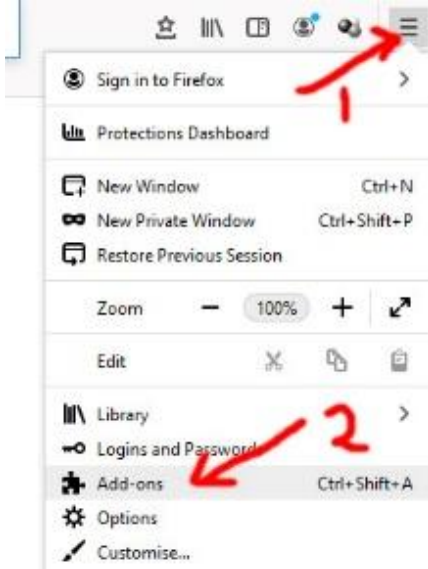
Reload the web page with the Flash on it. Click on the small padlock to the left of the URL and select Flash – Allow. Alternatively, click on “Get Adobe Flash Player (if it’s there) and select “Run Flash – Allow”



The Flash video should then run.

Firefox

Go to the settings drop down menu (top right) and then select Add-ons



Select Plugins on the left and then make sure that Shockwave Flash is active.



Reload the web page with the Flash on it. Click on the small block symbol to the left of the URL and select Flash – Allow. Alternatively, click on “Run Adobe Flash” (if it’s there) and then select select “Allow”



The Flash video should then run.

Android-based tablets or phones

These have Chrome already installed. However, some devices work whereas others don't.

Apple products – Macs, iPads or phones

Flash videos have not worked with the safari web browser for quite a while. The only thing I can suggest is to try the Chrome or Firefox browsers. They should have plugins which will allow Flash videos to play, although I have been unable to verify this.